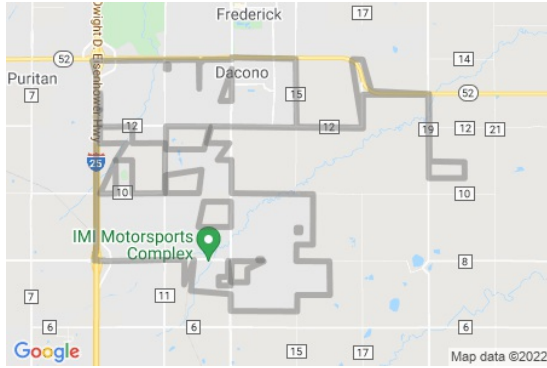


Dacono

County: Weld

City of Dacono

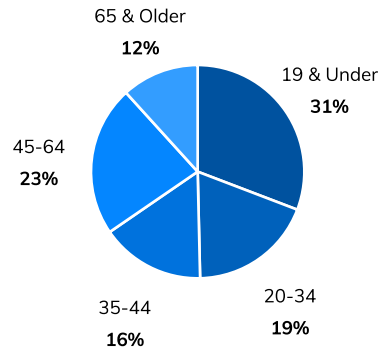
303-833-2317 | jkrieger@ci.dacono.co.us



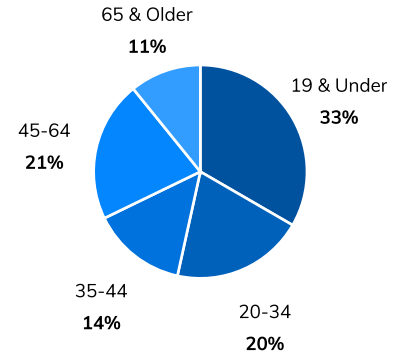
Source: ESRI®, 2021

Population

Population By Age 2021



Population By Age 2025



Population Overview

Population 2021:	6,686
Population 2025:	9,420
Female Population 2021:	3,405
Male Population 2021:	3,280
Diversity Index:	70.3

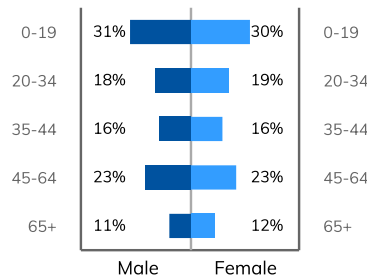
Population By Race

White:	74%
Hispanic or Latino:	35%
Some Other Race:	16%
Two or More Races:	5%
Asian:	4%
American Indian:	1%
Black or African American:	1%
Native Hawaiian or Pacific Islander:	Below 1%

Workforce

Total Workforce:	3,401
Employed:	93%
Unemployed:	7%

Age & Gender 2021



Median Age 2021




Households



Total Families



Average Daily Commute



Net Migration



Housing Overview


2021 Median Home Value:	\$329,870
2025 Median Home Value:	\$420,897
2021 Total Housing Units:	2,345
2021 Owner Occupied Units:	1,928
2021 Renter Occupied Units:	374
2021 Vacant Units:	44
2025 Total Housing Units:	3,218
2025 Owner Occupied Units:	2,774
2025 Renter Occupied Units:	374
2025 Vacant Units:	52

Employment by Industry

Manufacturing:	473
Retail Trade:	295
Admin/Support/Waste Management Services:	287
Health Care/Social Assistance:	263
Construction:	255
Educational Services:	252
Other Services:	197
Professional/Scientific/Tech Services:	185
Public Administration:	181
Mining/Quarrying/Oil & Gas Extraction:	145
Accommodation/Food Services:	141
Wholesale Trade:	90
Transportation/Warehousing:	87
Real Estate/Rental/Leasing:	83
Information:	60
Finance/Insurance:	58
Utilities:	53
Arts/Entertainment/Recreation:	35
Agriculture/Forestry/Fishing/Hunting:	19
Management of Companies/Enterprises:	0

Income


Median Household Income



Average Household Income



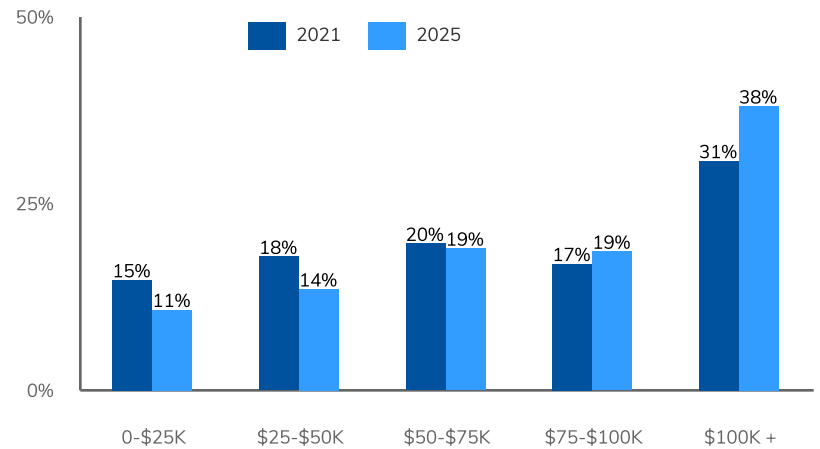
Per Capita Income



Income Growth

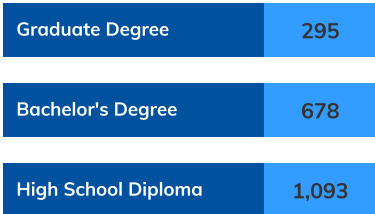
Per Capita Income Annual Growth Rate	3.04%
Median Household Income Annual Growth Rate	2.97%

Household Income Distribution

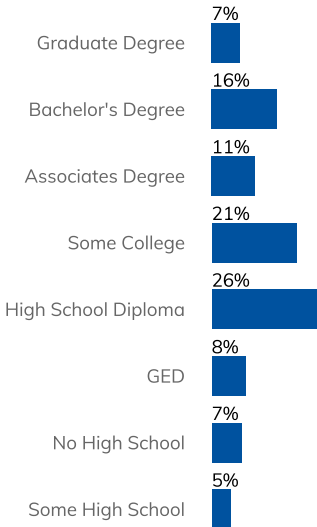


Education

Education Levels



Education Attainment 2021



Source: ESRI®, 2021